

201847-1 ✓ ACTIVE

AMP | AMP M Series

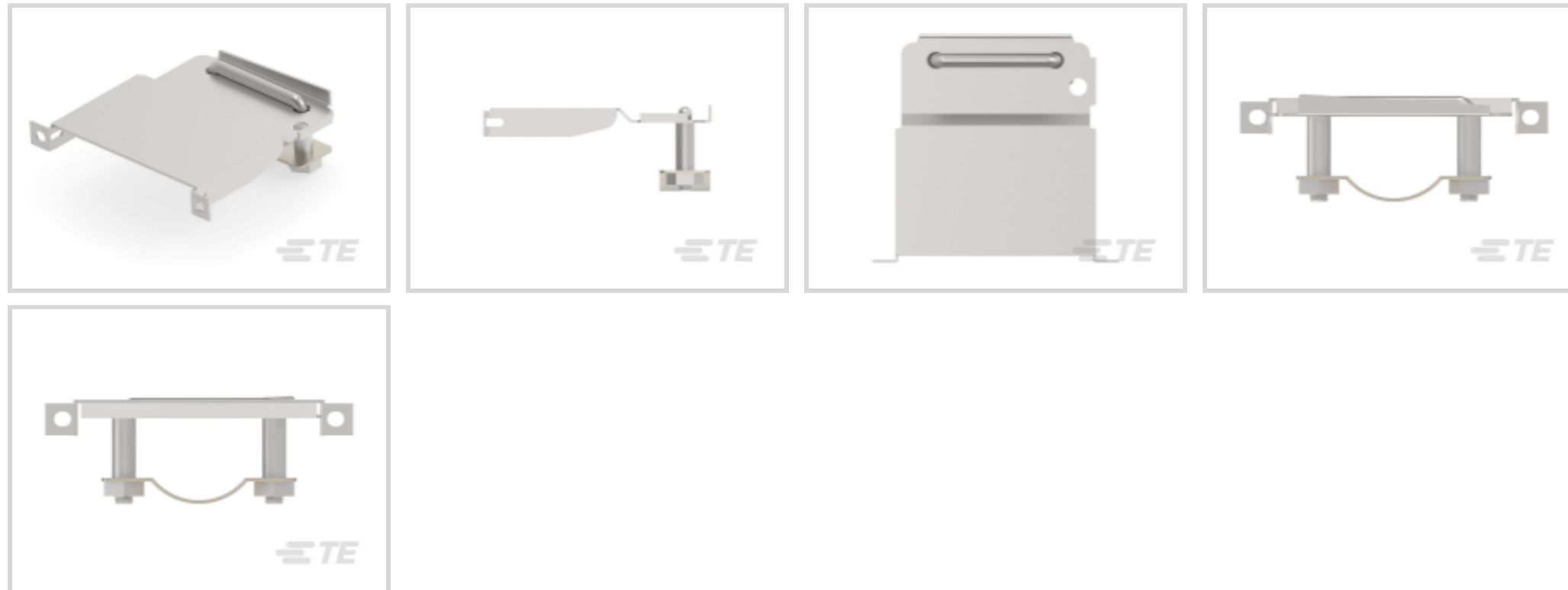
TE Internal #: 201847-1

Rectangular Connector Hardware, Strain Relief Clamp, Wire-to-Wire, 50 Position, Wire & Cable, Power & Signal, Cable Mount (Free-Hanging), AMP M Series

[View on TE.com >](#)



Connectors > Rectangular Connectors > Rectangular Connector Accessories > Rectangular Connector Hardware



Hardware Type: **Strain Relief Clamp**

Connector System: **Wire-to-Wire**

Number of Positions: **50**

Sealable: **No**

Connector & Contact Terminates To: **Wire & Cable**

Features

Product Type Features

Strain Relief	With
Product Type	Hardware
Connector System	Wire-to-Wire
Sealable	No
Connector & Contact Terminates To	Wire & Cable

Configuration Features

Number of Positions	50
---------------------	----

Body Features

Material	Stainless Steel
Cable Exit Angle	180°, 90°
Thread Lead Type	Rolled
Strain Relief Type	Shield & Cable Clamp

Mechanical Attachment

Mounting Bracket Material	Stainless Steel
---------------------------	-----------------



Mounting Hardware	U Bolt, Wire Guide, Protection Sleeve and Nut
Screw & Hole Thread Size	8-32
Hardware Type	Strain Relief Clamp
Connector Mounting Type	Cable Mount (Free-Hanging)

Dimensions

Height	65.89 mm[2.594 in]
Length	83.74 mm[3.297 in]
Width	25.4 mm[1 in]
Cable Opening Diameter	28.58 x 17.15 mm[1.125 x .675 in]

Usage Conditions

Operating Temperature Range	-55 – 150 °C[-67 – 302 °F]
-----------------------------	----------------------------

Operation/Application

For Use With	42-Position Mixed Connectors, 50-Position Standard Connectors
Circuit Application	Power & Signal

Packaging Features

Packaging Quantity	1
Packaging Method	Bag

Other

Comment	Hardware supplied unassembled.
---------	--------------------------------

Product Compliance

[For compliance documentation, visit the product page on TE.com>](#)

EU RoHS Directive 2011/65/EU	Compliant
EU ELV Directive 2000/53/EC	Compliant
China RoHS 2 Directive MIIT Order No 32, 2016	No Restricted Materials Above Threshold
EU REACH Regulation (EC) No. 1907/2006	Current ECHA Candidate List: JUNE 2022 (224) Candidate List Declared Against: JUNE 2022 (224) Does not contain REACH SVHC
Halogen Content	Not Low Halogen - contains Br or Cl > 900 ppm.

Solder Process Capability

Not applicable for solder process capability


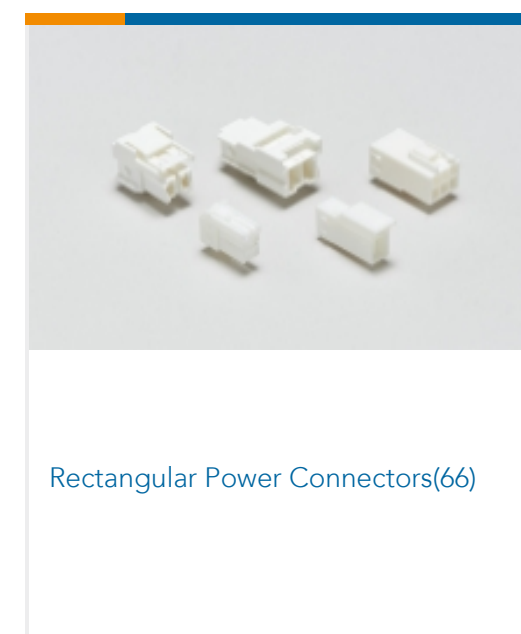


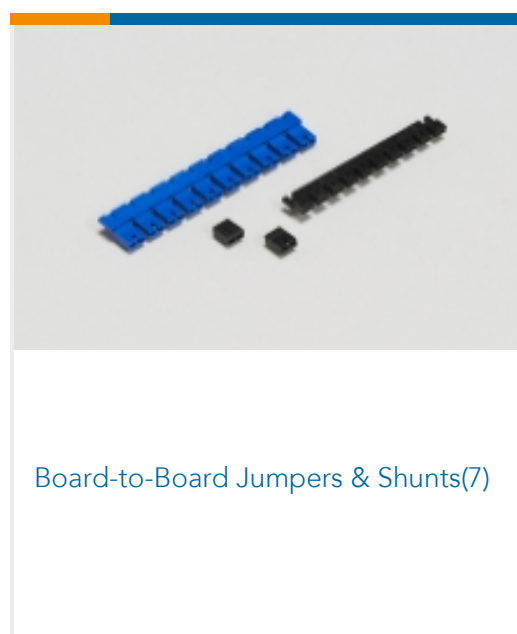
Product Compliance Disclaimer

This information is provided based on reasonable inquiry of our suppliers and represents our current actual knowledge based on the information they provided. This information is subject to change. The part numbers that TE has identified as EU RoHS compliant have a maximum concentration of 0.1% by weight in homogenous materials for lead, hexavalent chromium, mercury, PBB, PBDE, DBP, BBP, DEHP, DIBP, and 0.01% for cadmium, or qualify for an exemption to these limits as defined in the Annexes of Directive 2011/65/EU (RoHS2). Finished electrical and electronic equipment products will be CE marked as required by Directive 2011/65/EU. Components may not be CE marked. Additionally, the part numbers that TE has identified as EU ELV compliant have a maximum concentration of 0.1% by weight in homogenous materials for lead, hexavalent chromium, and mercury, and 0.01% for cadmium, or qualify for an exemption to these limits as defined in the Annexes of Directive 2000/53/EC (ELV). Regarding the REACH Regulation, the information TE provides on SVHC in articles for this part number is based on the latest European Chemicals Agency (ECHA) 'Guidance on requirements for substances in articles' posted at this URL: <https://echa.europa.eu/guidance-documents/guidance-on-reach>

Compatible Parts



Also in the Series | AMP M Series



Documents

Product Drawings



50 PL. STR. REL. CLAMP

English

CAD Files

Customer View Model

[ENG_CVM_201847-1_P.3d_igs.zip](#)

English

Customer View Model

[ENG_CVM_201847-1_P.3d_stp.zip](#)

English

Customer View Model

[ENG_CVM_201847-1_P.2d_dxf.zip](#)

English

3D PDF

English

Customer View Model

[ENG_CVM_CVM_201847-1_R.3d_igs.zip](#)

English

Customer View Model

[ENG_CVM_CVM_201847-1_R.3d_stp.zip](#)

English

Customer View Model

[ENG_CVM_CVM_201847-1_R.2d_dxf.zip](#)

English

3D PDF

3D

By downloading the CAD file I accept and agree to the [Terms and Conditions](#) of use.

Datasheets & Catalog Pages

[M_SERIES_PIN_AND_SOCKET_CONNECTORS](#)

English

Instruction Sheets

[Instruction Sheet \(U.S.\)](#)

English

[STRAIN RELIEF CLAMPS FOR AMP SERIES "M", COAXICON AND MINIATURE](#)

English

Agency Approvals

[Agency Approval Document](#)

English